



PPN-0621 - Carbon Reduction Plan - Ensono UK 2024

25/03/2024

Supplier name: Ensono Limited

Publication date: 25th March 2024

About Ensono

Ensono is an expert technology adviser and managed service provider with cross-platform certifications. From consulting to managed hybrid cloud to mainframe, we collaborate with our clients to create outcomes that work for their present state and stand the test of time. Through Ensono Envision®, we deliver a single view into how your applications are functioning today to help you prepare for tomorrow's challenges. We equip your business with the tools and knowledge to optimize today's systems and stay ahead of tomorrow's innovation.

Commitment to achieving Net Zero

Ensono is committed to achieving Net Zero emissions by **2050** at the latest.

Ensono is committed to protecting the environment by demonstrating high standards of environmental responsibility in all our operations and minimising the environmental impacts associated with our activities and services. In particular, we recognise the importance of decarbonising our business and we have set an ambitious goal for Ensono to achieve net zero by 2050 at the latest.

Baseline Emissions Footprint

Baseline emissions are a record of the greenhouse gases that have been produced in the past and were produced prior to the introduction of any strategies to reduce emissions. Baseline emissions are the reference point against which emissions reduction can be measured.

Baseline Year: 2019	
Additional Details relating to the Baseline Emissions calculations.	
Ensono's Scope 3 business travel emissions in the UK have been calculated using activity data where possible with some limited estimation to fill in gaps in data. Upstream transportation figures have been estimated based on available financial figures. Employee commuting figures has been estimated using the internal expenses and office attendance data. The figures and information used in calculations have been provided as accurate to the best of our knowledge and as far as practicable we have assumed that figures are representative of our operation. We undertake a continual process of improving our data quality. In the case that we identify any material changes, we may recalculate the data in the future. Data is reported for a calendar year.	
Baseline year emissions: 2019	
EMISSIONS	TOTAL (tCO₂e)
Scope 1	69.6
Scope 2	Market based: 5,284.6

(Market based)	Location based: 3,939.9
Scope 3 (Included Sources)	Upstream Transport: 6.8 Waste: 13.7 Business Travel: 158 Employee Commuting: 76 Downstream Transport: N/A Total Scope 3: 254.5
Total Emissions (Market based)	5,608.7

Current Emissions Reporting

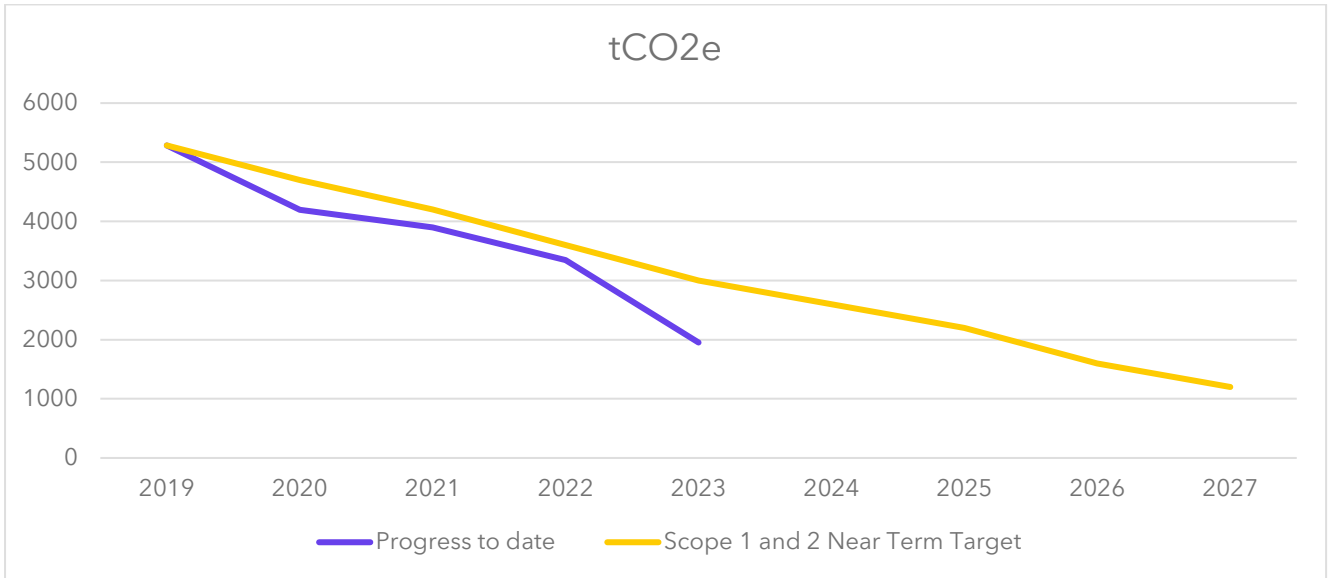
Reporting Year: 2023	
EMISSIONS	TOTAL (tCO₂e)
Scope 1	13
Scope 2	Market based: 1,952 Location based: 1,279
Scope 3 (Included Sources)	Upstream Transport: 0.8 Waste: 85.4 Business Travel: 38 Employee Commuting: 11 Downstream Transport: N/A Total Scope 3: 135.2
Total Emissions (Market based)	2,100.2

Emissions reduction targets

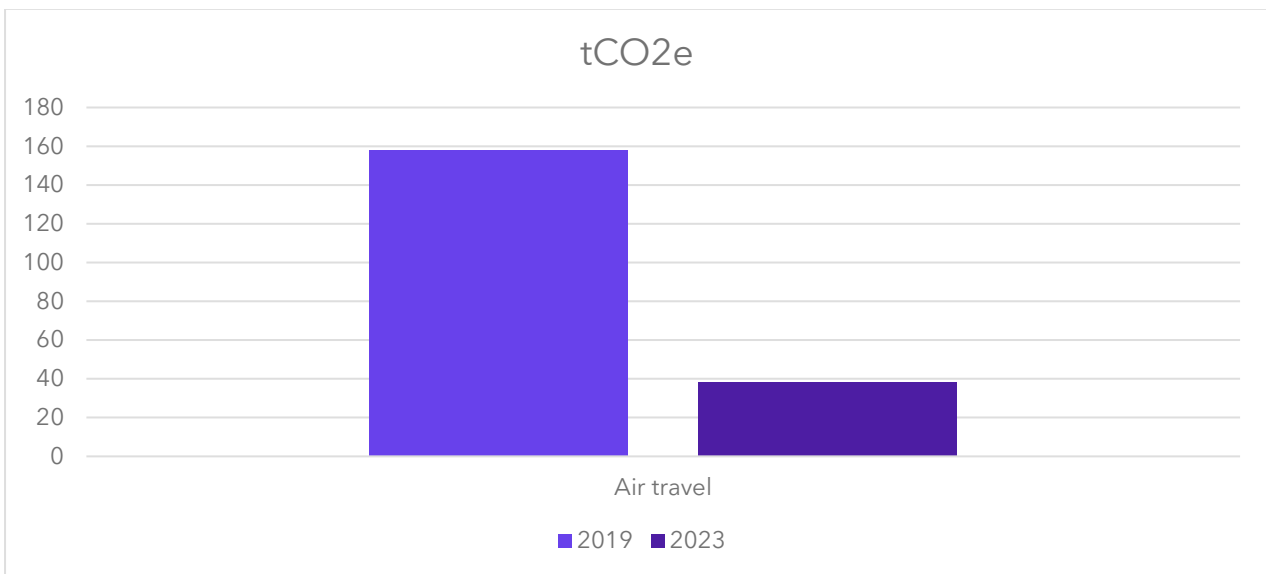
In order to continue our progress to achieving Net Zero, we have adopted the following carbon reduction target:

We have closed several of our data centres and office locations with a reduction of **3,389 tCO₂e** which is **63.2% reduction** against our 2019 baseline. We project that our combined scope 1 and scope 2 carbon emissions will continue decreasing to below **1000 tCO₂e by 2027**.

Progress against this target can be seen in the graph below which shows Ensono are currently ahead of the target.



Ensono UK are also committed to improving the measurement of scope 3 emissions and reducing scope 3 emissions to achieve net zero by 2050. Our air travel has **reduced by 75.9%** against our 2019 baseline.



Carbon Reduction Projects

Completed Carbon Reduction Initiatives

The following scope 1 and 2 environmental management measures and projects have been completed or implemented since the 2019 baseline year. The carbon emission reduction achieved by these schemes equate to approximately **3,389** tCO₂e, a **63.2%** reduction against the 2019 baseline and the measures will be in effect when performing the contract.

No.	Action	Date
1	We have closed a number of our sites to reduce our office/datacentre footprint and deliver our services more efficiently	Slough data centre closed in October 2020 Reading office closed in March 2021 A suite in the Heathrow data centre was closed in November 2021 Caerphilly office closed June 2022 Staines office closed December 2022 Lennox Wood Data Centre closed June 2023
2	We are minimising the need for travel which has allowed us to reduce our van fleet from 5 vehicles to 2 vehicles	October 2020
3	We have adopted a hybrid working policy allowing our staff to work from home to reduce the need to travel to work	Since 2020
4	Worked with Beond to procure a 100% renewable electricity contract for Lennox Wood data centre.	Since October 2021
5	Sustainable energy contract procured for Datum Farnborough datacentre; this supplies 100% renewable energy and includes full carbon offsetting through REDD+	Since 28 th October 2022
5	Sustainable energy contract procured for Datum Farnborough datacentre; this supplies 100% renewable energy and includes full carbon offsetting through REDD+	Since 28 th October 2022
6	Following the pandemic, we reviewed our working standards and business travel needs. This has reduced by 121 tCO ₂ e since our 2019 baseline.	Since June 2020

In the future we hope to implement further measures such as:

No.	Action	Date
1	We will continue to review and reduce our office/datacentre footprint and deliver our services more efficiently	April 2024
2	Where we are in control of the energy provider, we will source electricity from a renewable energy tariff for our offices and datacentres	Ongoing
3	Where our landlords are in control of the energy provider, we will engage with our landlords to request that they use renewable energy tariffs for the electricity supplied to Ensono	Ongoing
4	We will look to convert our van fleet to electric vehicles at the end of life of the current van fleet	At end of current van lease agreements
5	We will formalise new working arrangement that minimises unnecessary commuting and encourages online collaboration tools (such as video conferencing). We will encourage teams to take advantage of our new hybrid office provider who provide flexible desk bookings across 750+ regional UK locations. Where travel is necessary, we will further encourage sustainable modes of travel (public transport) and discourage travel involving flights.	April 2024
6	Record distance travelled in expenses system to allow more accurate calculation of travel related emissions in the future.	Ongoing
7	Undertake a travel survey to identify how often employees are travelling to their place of work, by which mode and how far.	June 2024

Declaration and Sign Off


This Carbon Reduction Plan has been completed in accordance with **PPN 06/21** and associated guidance and reporting standard for Carbon Reduction Plans.

Emissions have been reported and recorded in accordance with the published reporting standard for Carbon Reduction Plans and the GHG Reporting Protocol corporate standard¹ using an operational control approach and uses the appropriate [Government emission conversion factors for greenhouse gas company reporting](#)².

Scope 1 and Scope 2 emissions have been reported in accordance with SECR requirements, and the required subset of Scope 3 emissions have been reported in accordance with the published reporting standard for Carbon Reduction Plans and the Corporate Value Chain (Scope 3) Standard³.

This Carbon Reduction Plan has been reviewed and signed off by the board of directors (or equivalent management body).

Signed on behalf of the Supplier:



.....

Date: ...March 25,2024.....

¹<https://ghgprotocol.org/corporate-standard>

²<https://www.gov.uk/government/collections/government-conversion-factors-for-company-reporting>

³<https://ghgprotocol.org/standards/scope-3-standard>